



LIFETIME EXCELLENCE

HOME

PK 78002 SH HIGH PERFORMANCE





LIFETIME EXCELLENCE

HOME

OVERVIEW

FEATURES

VIDEO

ABOUT US

PK 78
HIGH



PALFINGER AG - 5020 Salzburg, Austria - E-Mail: info@palfinger.com

EVERYTHING UNDER CONTROL.
THE NEW **PALCOM P7**

When PALFINGER combines its customers' demands and all of the company's expertise into a single product, the outcome can only be revolutionary: The new PALCOM P7, PALFINGER's first in-house development in the field of loader crane remote controls. Ergonomically designed and packed to the hilt with innovative control functions and safety features. This remote control system enables effortless, safe and easy operation.

WWW.PALFINGER.COM



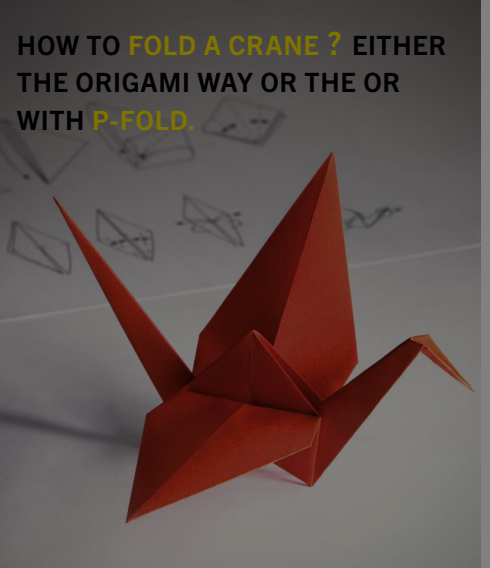
EVERYTHING
UNDER CONTROL.



THE NEW **PALCOM P7**

→ SHOW MORE


P-FOLD



→ SHOW MORE

PK 78
HIGH

HOW TO FOLD A CRANE?
EITHER THE ORIGAMI WAY
OR WITH P-FOLD.



Palfinger AG · 5020 Salzburg, Austria · E-Mail: info@palfinger.com

PERFECTLY FOLDED BY FINGERTIP CONTROL

The new assistance system P-Fold makes folding and unfolding an easy job for the crane operator. All movements of the crane are activated by only one control lever. This significantly increases operator comfort and prevents costly damage.

WWW.PALFINGER.COM

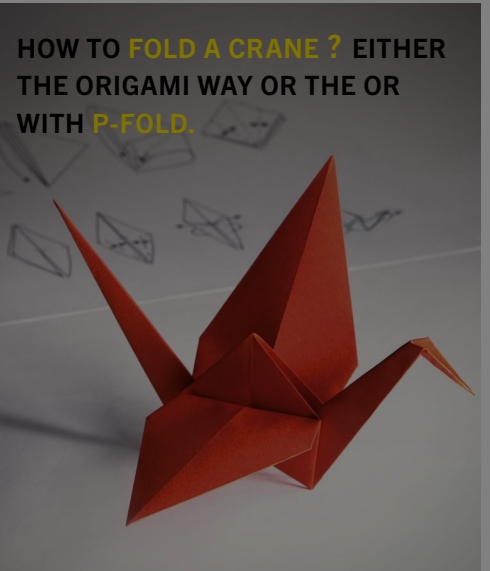


EVERYTHING
UNDER CONTROL.



→ SHOW MORE

P-FOLD



→ SHOW MORE

PK 78002 SH HIGH PERFORMANCE



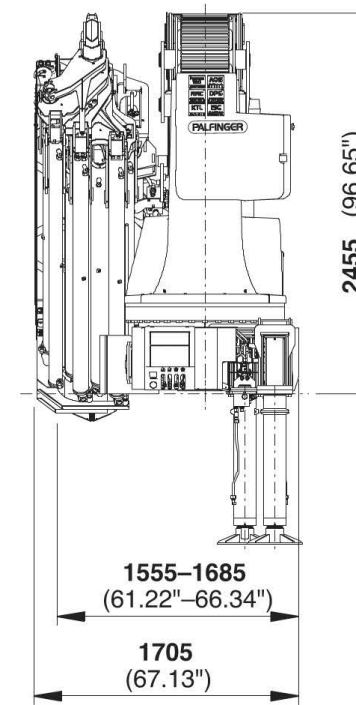
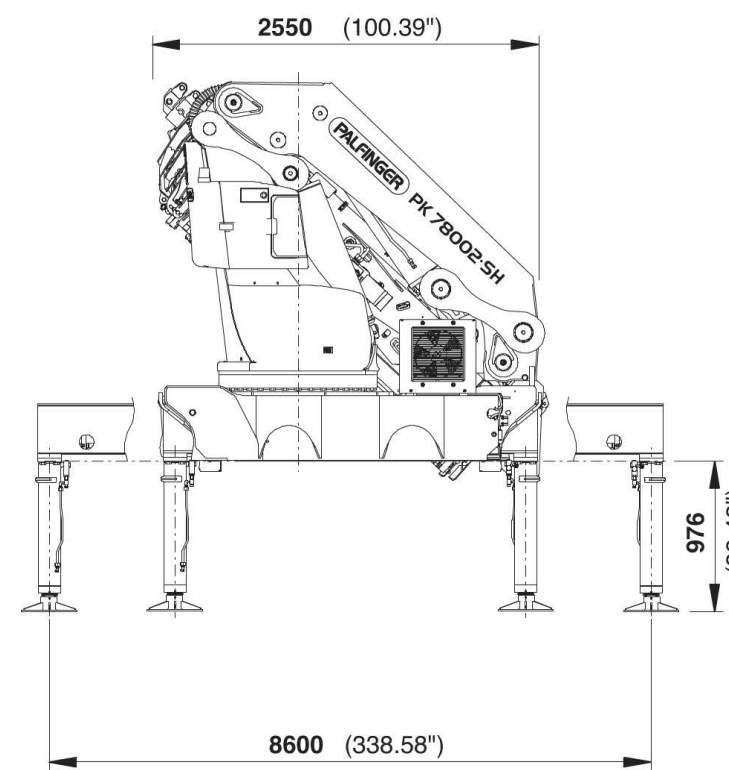
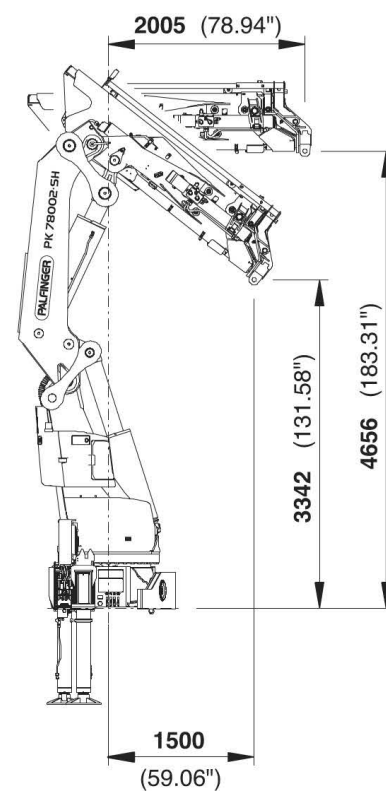
GENERAL

TECHNICAL DATA

APPLICATION

THE DUAL POWER SYSTEM FOR HIGH OUTREACH AS WELL AS FOR HEAVY DUTY OPERATION.

- ➔ Maximum reliability due to PAL 150
- ➔ More efficiency with fly jib due to DPS Plus
- ➔ Increased operating times due to low-maintenance extension system
- ➔ Practical and attractive due to Functional Design
- ➔ Continuous slewing for increased efficiency and speed





LIFETIME EXCELLENCE

OVERVIEW

PK 78002 SH
HIGH PERFORMANCE



GENERAL		TECHNICAL DATA		APPLICATION	
TECHNICAL SPECIFICATIONS (EN 12999 HC1 HD5/B3)					
Max. lifting moment	74.7 mt/732.6 kNm	540290 ft.lbs			
Max. lifting capacity	25000 kg/245.3 kN	55120 lbs			
Max. hydraulic outreach	20.4 m	66' 11"			
Max. manual outreach	25.1 m	82' 4"			
Max. outreach (with fly-jib)	32.6 m	106' 11"			
Slewing angle	continuously variable				
Slewing torque with 1 gear	4.5 mt/44.1 kNm	32560 ft.lbs			
Slewing torque with 2 gears	7.0 mt / 68.7 kNm	50640 ft.lbs			
Stabiliser spread	8.6 m	28' 3"			
Fitting space required (std.)	min. 1.56 m/5' 1"	min. 1.71 m/5' 7"			
Width folded	2.55 m	8' 4"		G	
Max. operating pressure	365 bar	5293 psi			
Recommended pump capacity	from 100 l/min to 120 l/min	26.4 US gal./min 31.7 US gal./min			
Dead weight (std.)	5908 kg	13020 lbs			

D	E	F



LIFETIME EXCELLENCE

HOME

OVERVIEW

FEATURES

VIDEO

ABOUT US

PK 78 HIGH

GENERAL

TECHNICAL DATA

Max. lifting mo

Max. lifting cap

Max. hydraulic

Max. manual o

Max. outreach

Slewing angle

Slewing torque

Slewing torque

Stabiliser spre

Fitting space r

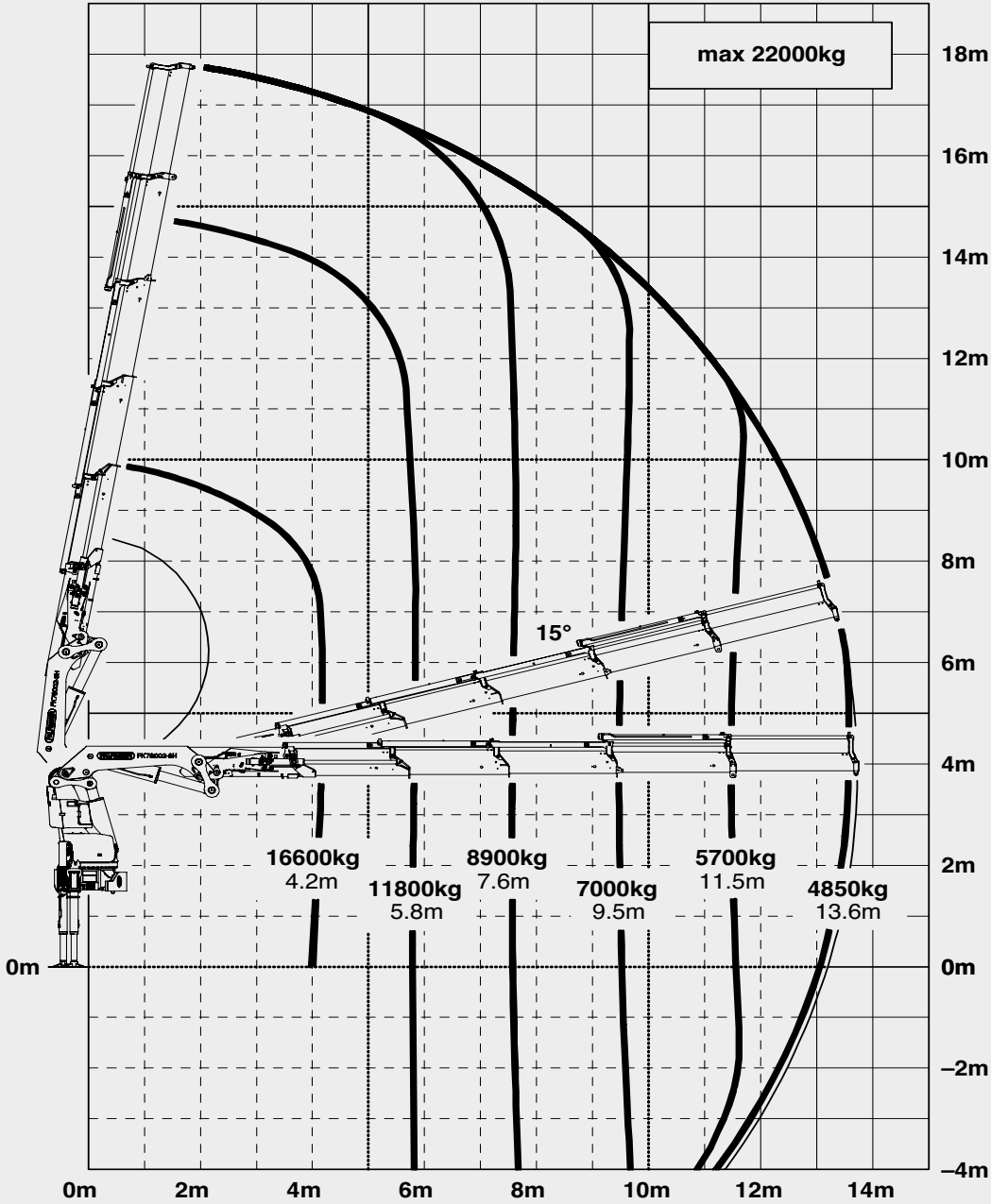
Width folded

Max. operating

Recommended

Dead weight (s

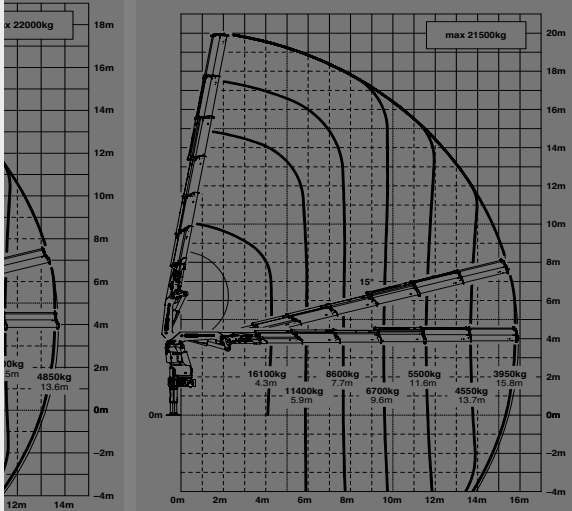
D



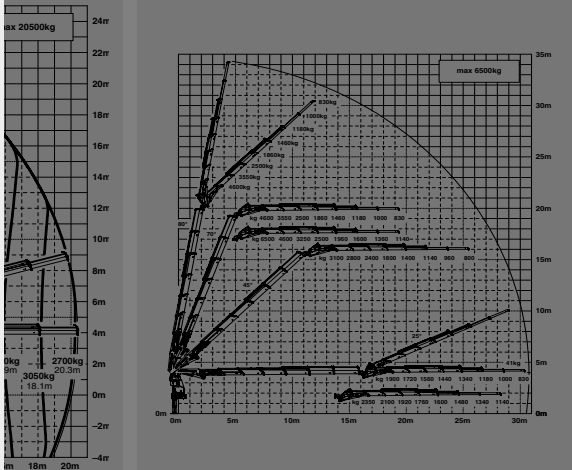
max.		22000 kg	48500 lbs
4.2 m	13'9"	16600 kg	36600 lbs
5.8 m	19'0"	11800 kg	26000 lbs
7.6 m	24'11"	8900 kg	19600 lbs
9.5 m	31'2"	7000 kg	15500 lbs
11.5 m	37'9"	5700 kg	12600 lbs
13.6 m	44'7"	4850 kg	10600 lbs



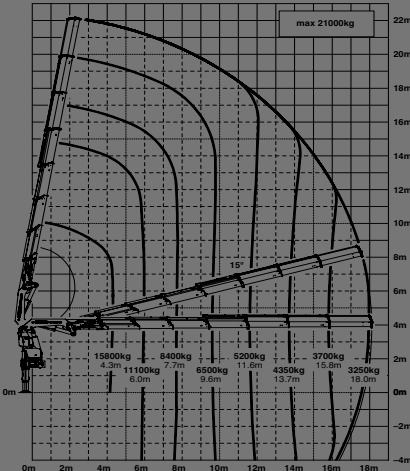
E



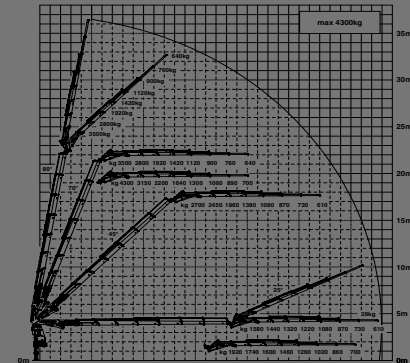
E PJ170E JV1 DPS PLUS



F



F PJ125E JV1 DPS PLUS





LIFETIME EXCELLENCE

HOME

OVERVIEW

FEATURES

VIDEO

ABOUT US

PK 78 HIGH

GENERAL

TECHNICAL DATA

Max. lifting mo

Max. lifting cap

Max. hydraulic

Max. manual o

Max. outreach

Slewing angle

Slewing torque

Slewing torque

Stabiliser spre

Fitting space r

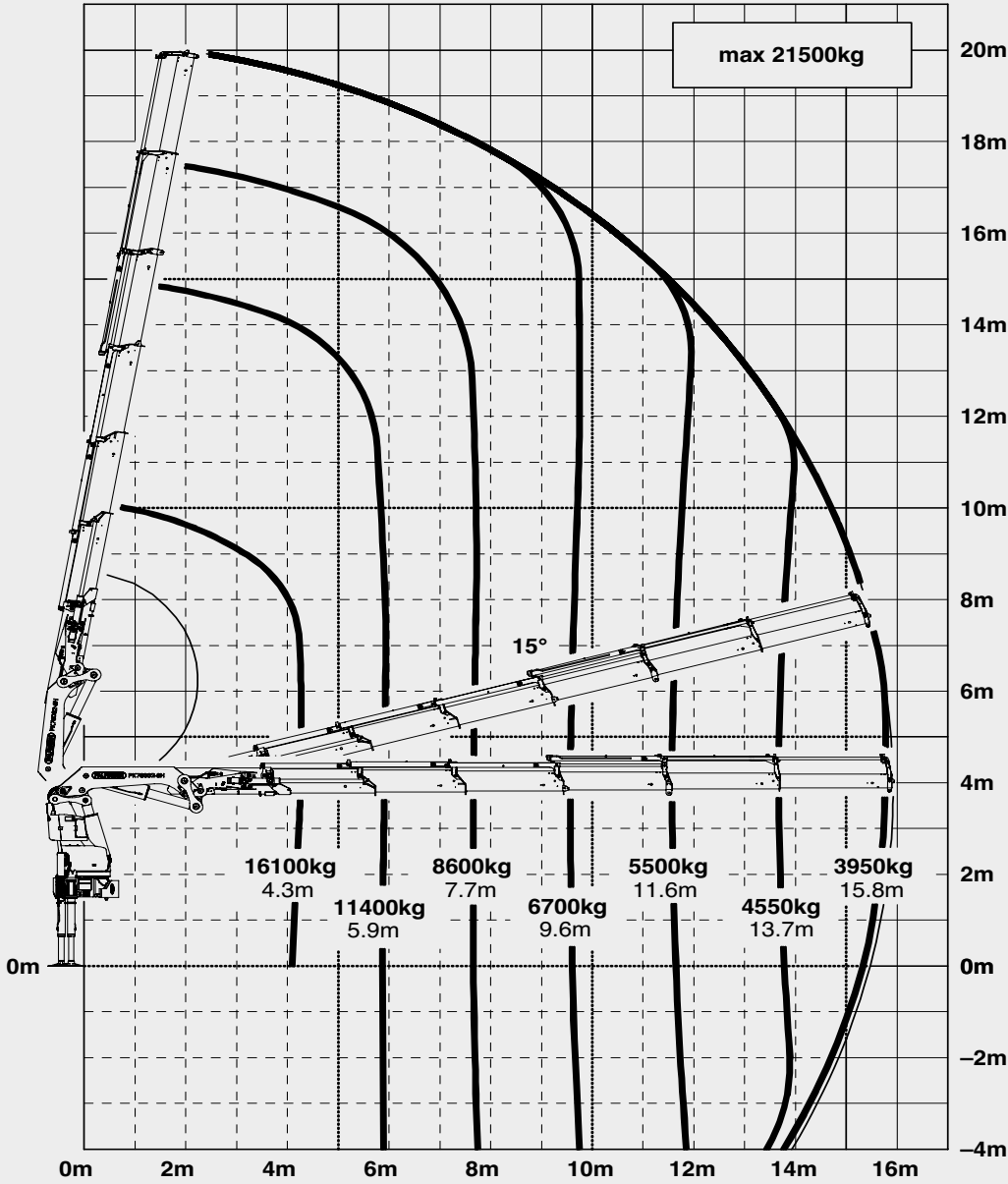
Width folded

Max. operating

Recommended

Dead weight (s

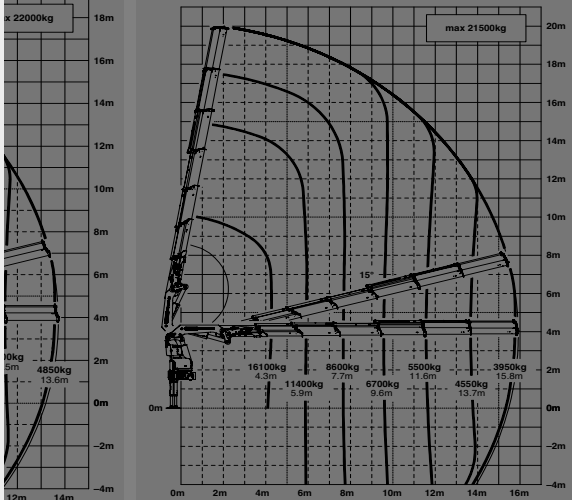
E



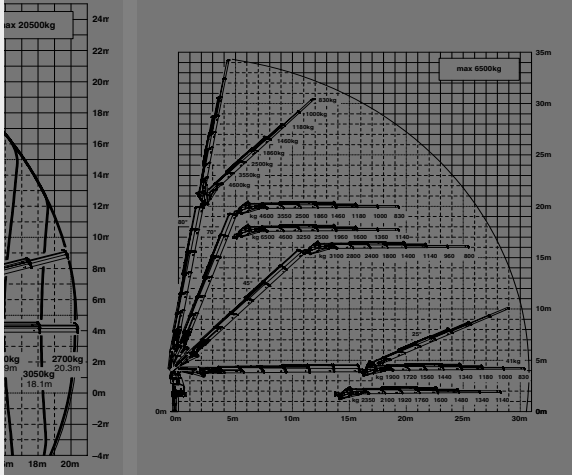
max.		21500 kg	47400 lbs
4.2 m	14'1"	16100 kg	35500 lbs
5.9 m	19'4"	11400 kg	25100 lbs
7.6 m	25'3"	8600 kg	18900 lbs
9.5 m	31'6"	6700 kg	14800 lbs
11.5 m	38'1"	5500 kg	12000 lbs
13.6 m	44'11"	4550 kg	10000 lbs
15.7 m	51'10"	3950 kg	8700 lbs



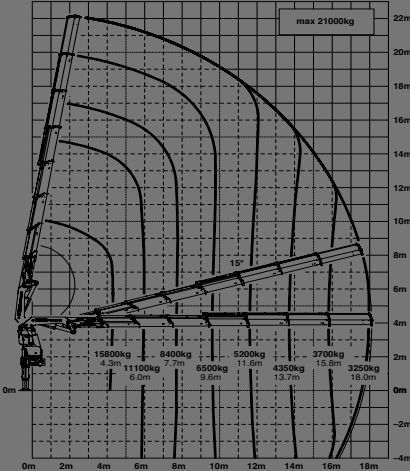
E



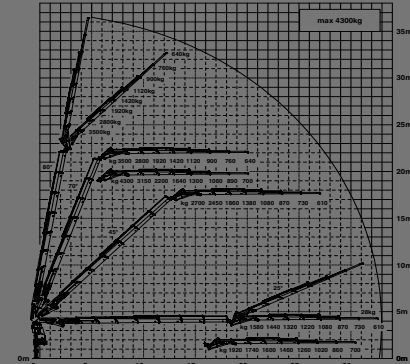
E PJ170E JV1 DPS PLUS



F



F PJ125E JV1 DPS PLUS





LIFETIME EXCELLENCE

HOME

OVERVIEW

FEATURES

VIDEO

ABOUT US

PK 78 HIGH

GENERAL

TECHNICAL DATA

Max. lifting mo

Max. lifting cap

Max. hydraulic

Max. manual o

Max. outreach

Slewing angle

Slewing torque

Slewing torque

Stabiliser spre

Fitting space r

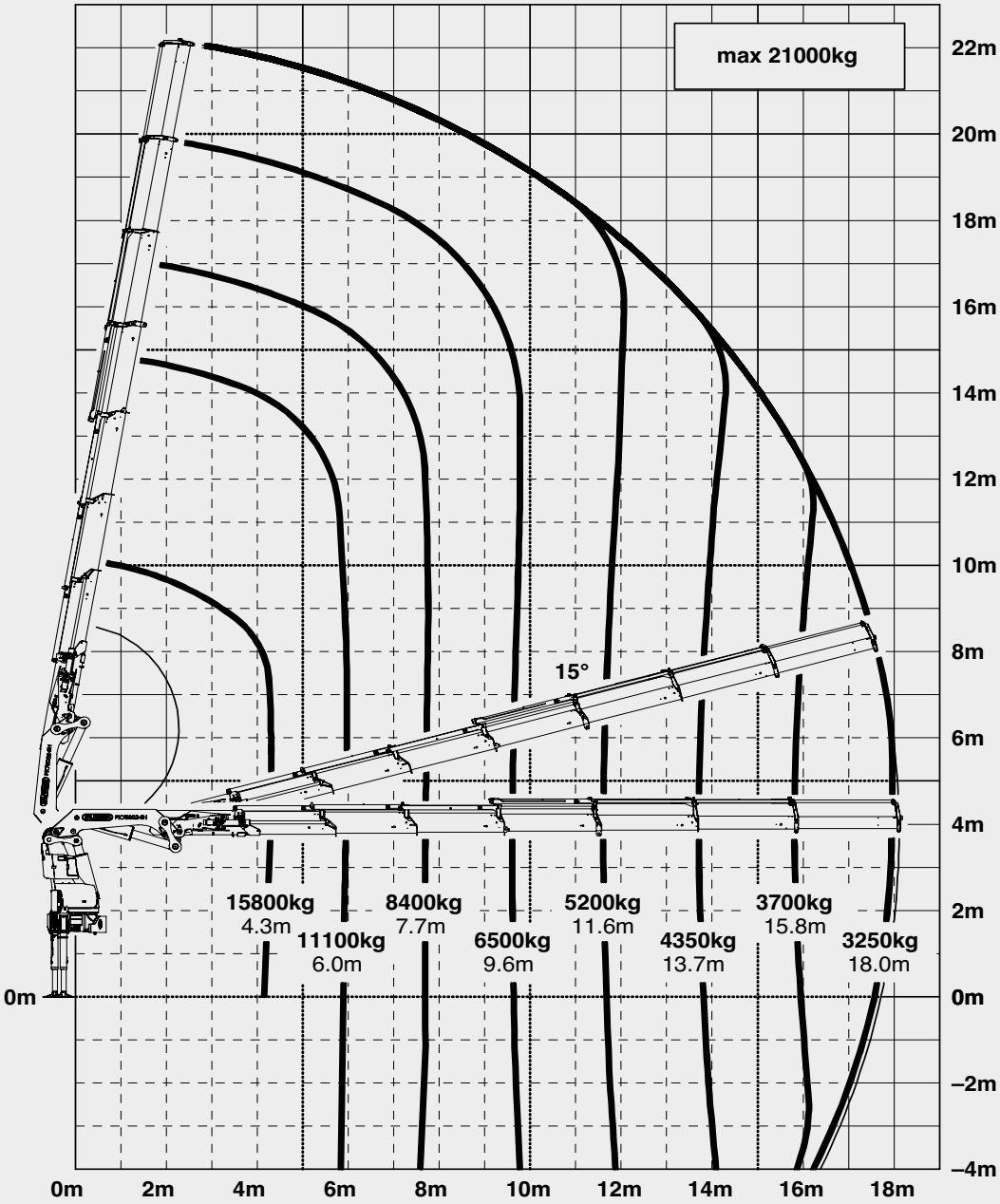
Width folded

Max. operating

Recommended

Dead weight (s

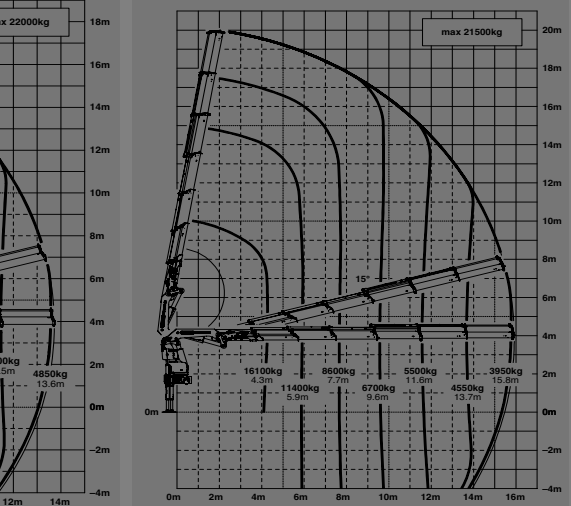
F



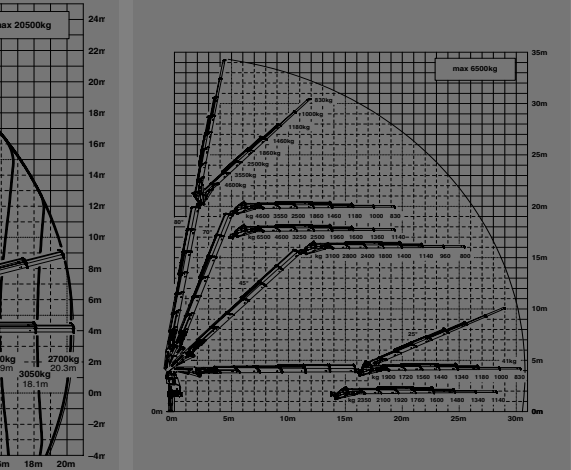
max.		21000 kg	46300 lbs
4.3 m	14'1"	15800 kg	34800 lbs
6.0 m	19'8"	11100 kg	24600 lbs
7.7 m	25'3"	8400 kg	18400 lbs
9.6 m	31'6"	6500 kg	14300 lbs
11.6 m	38'1"	5200 kg	11500 lbs
13.7 m	44'11"	4350 kg	9600 lbs
15.8 m	51'10"	3700 kg	8200 lbs
18.0 m	59'1"	3250 kg	7200 lbs



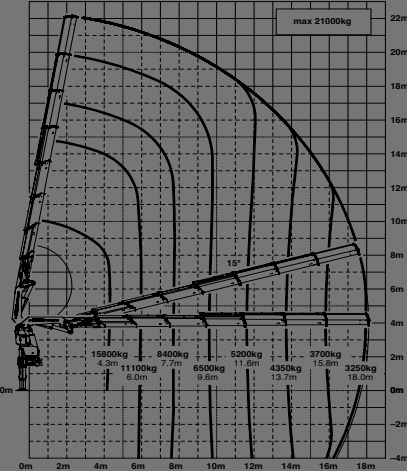
E



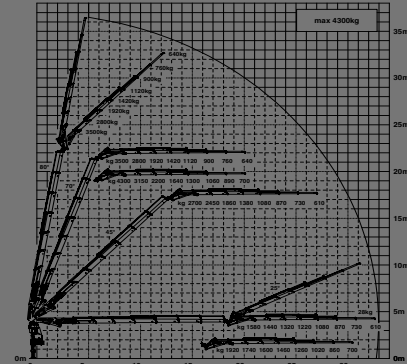
E PJ170E JV1 DPS PLUS



F



F PJ125E JV1 DPS PLUS





LIFETIME EXCELLENCE

HOME

OVERVIEW

FEATURES

VIDEO

ABOUT US

PK 78 HIGH

GENERAL

TECHNICAL DATA

Max. lifting mo

Max. lifting cap

Max. hydraulic

Max. manual o

Max. outreach

Slewing angle

Slewing torque

Slewing torque

Stabiliser spre

Fitting space r

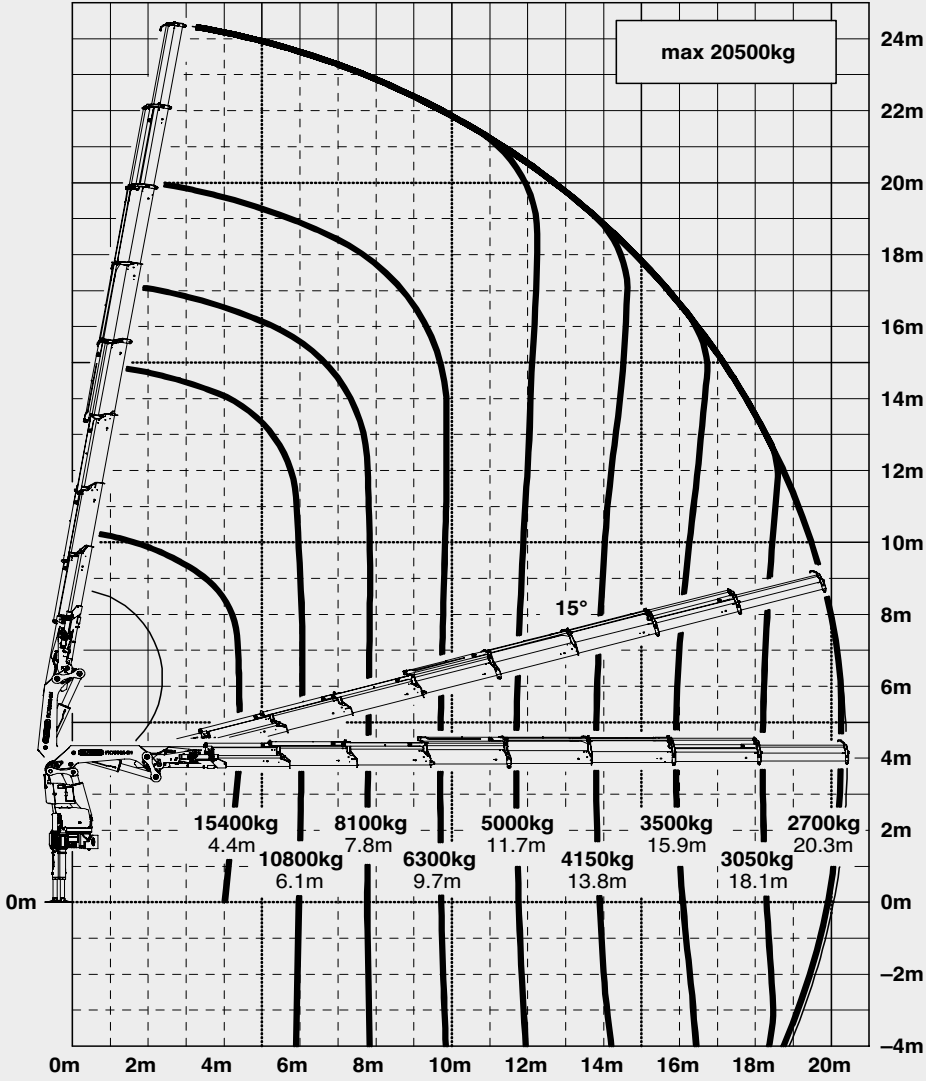
Width folded

Max. operating

Recommended

Dead weight (s

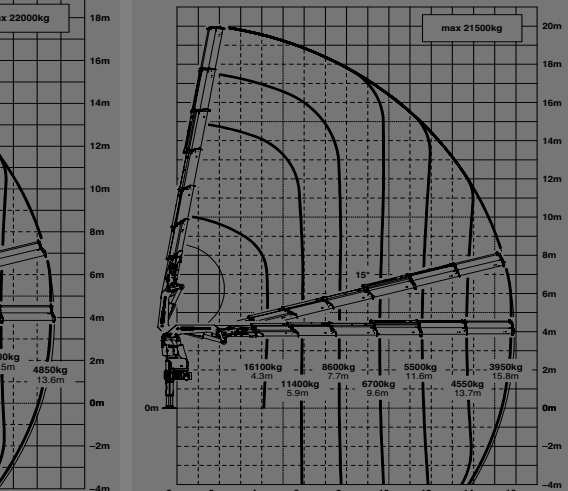
G



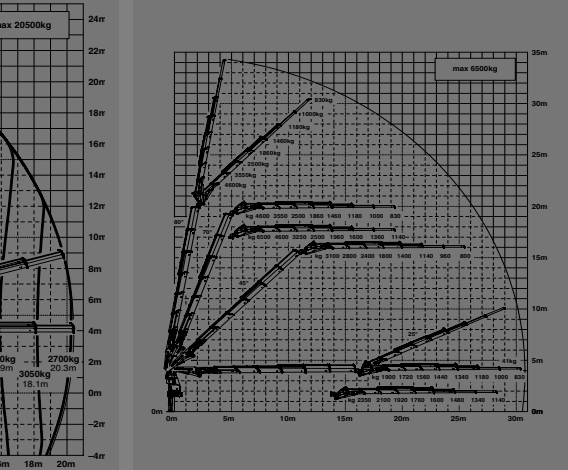
max.		20500 kg	45200 lbs
4.4 m	14'1"	15400 kg	33800 lbs
6.1 m	20'0"	10800 kg	23900 lbs
7.8 m	25'7"	8100 kg	17800 lbs
9.7 m	31'10"	6300 kg	13800 lbs
11.7 m	38'5"	5000 kg	11000 lbs
13.8 m	45'3"	4150 kg	9100 lbs
15.9 m	52'2"	3500 kg	7700 lbs
18.1 m	59'5"	3050 kg	6700 lbs
20.3 m	66'7"	2700 kg	6000 lbs
22.6 m*	74'2"	1900 kg	4200 lbs
24.9 m*	81'8"	1200 kg	2650 lbs



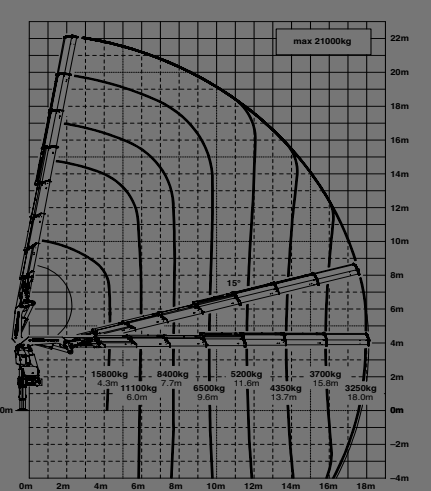
E



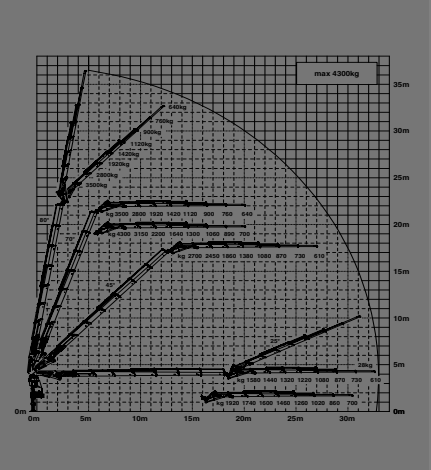
E PJ170E JV1 DPS PLUS



F



F PJ125E JV1 DPS PLUS



PK 78 E PJ170E JV1 DPS PLUS

GENERAL

TECHNICA

Max. lifting mo

Max. lifting cap

Max. hydraulic

Max. manual o

Max. outreach

Slewing angle

Slewing torque

Slewing torque

Stabiliser spre

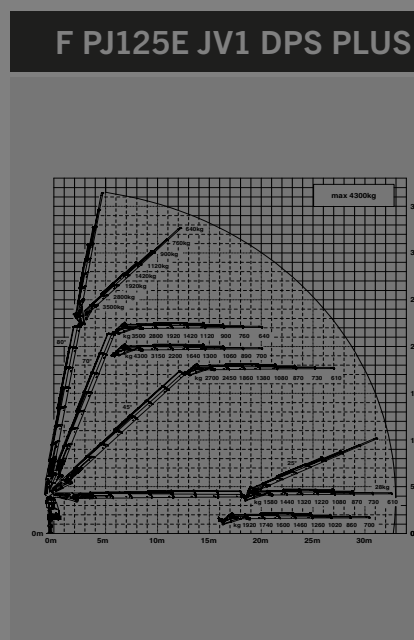
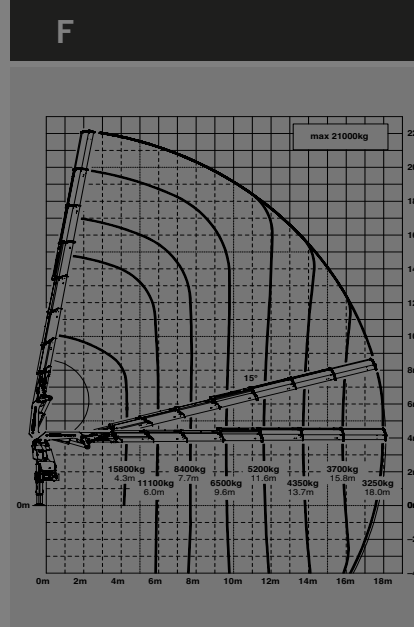
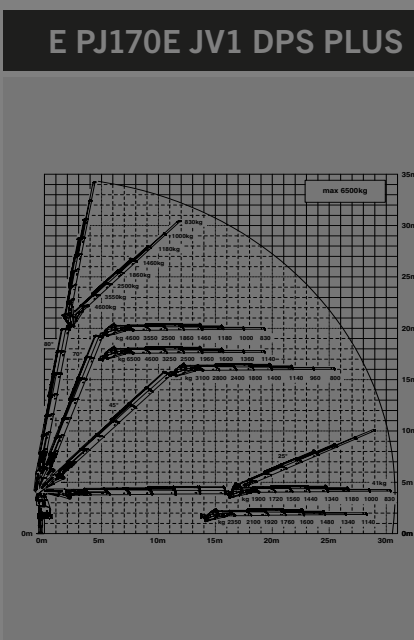
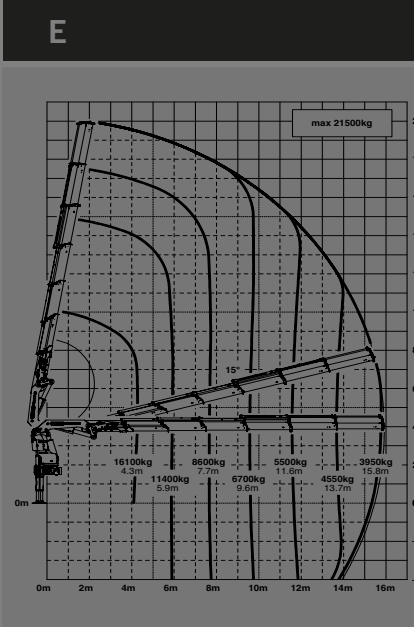
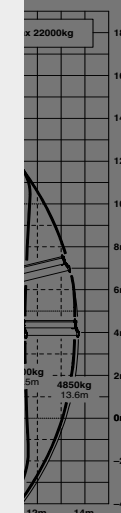
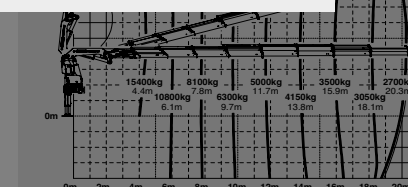

Fitting space r

Width folded

Max. operating

Recommended

Dead weight (std.)





LIFETIME EXCELLENCE

HOME

OVERVIEW

FEATURES

VIDEO

ABOUT US

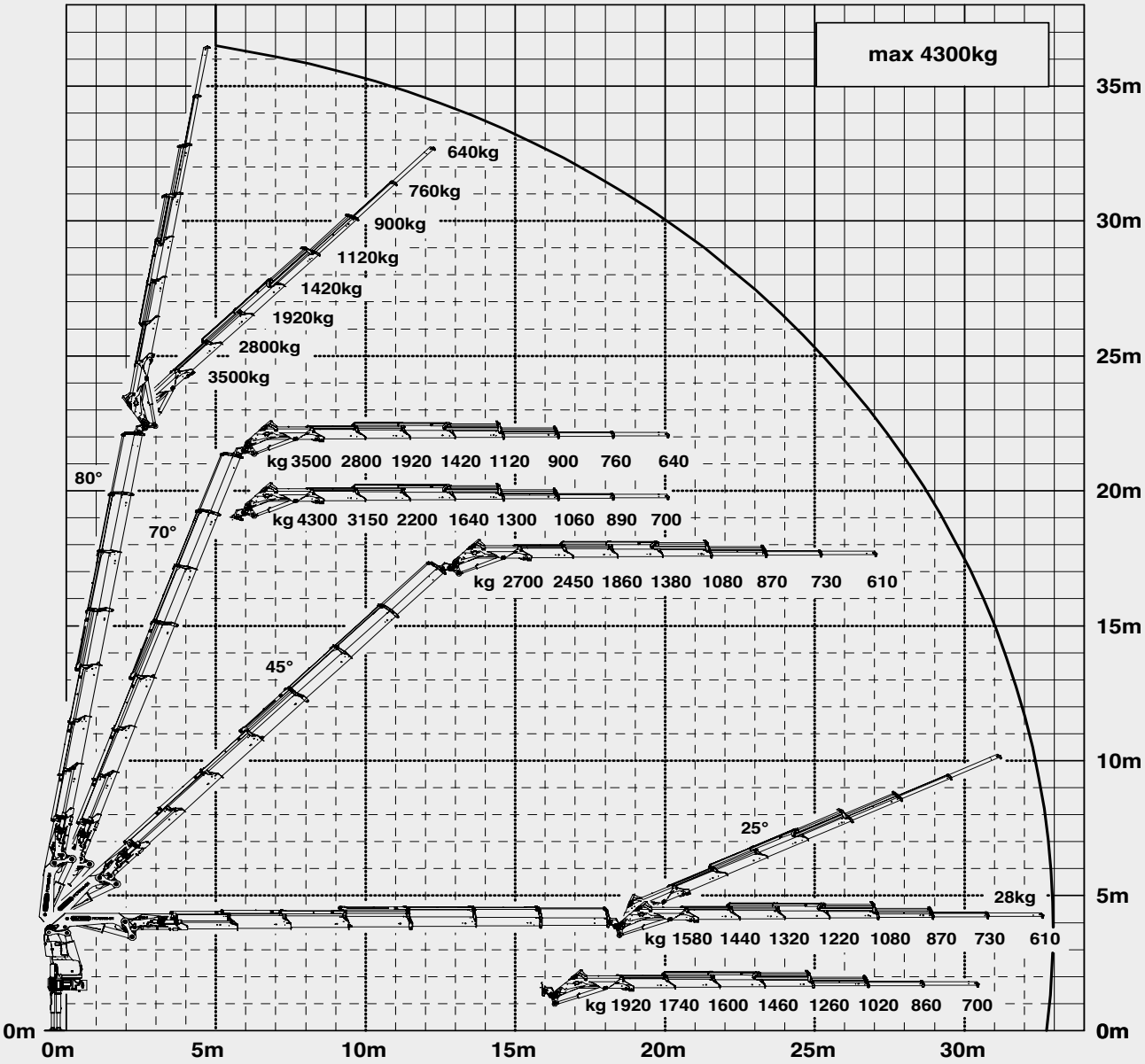
PK 78 HIGH F PJ125E JV1 DPS PLUS

GENERAL

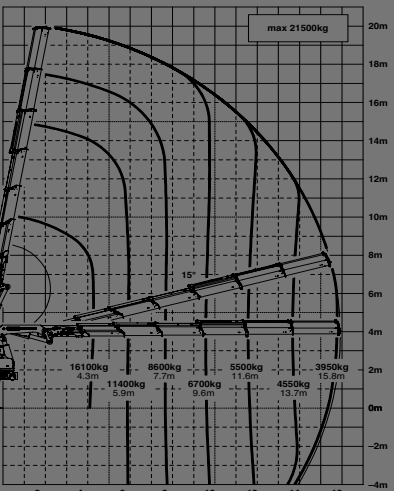
TECHNICAL DATA

- Max. lifting moment
- Max. lifting capacity
- Max. hydraulic capacity
- Max. manual operation
- Max. outreach
- Slewing angle
- Slewing torque
- Slewing torque
- Stabiliser spread
- Fitting space required
- Width folded
- Max. operating height
- Recommended
- Dead weight (sta.)

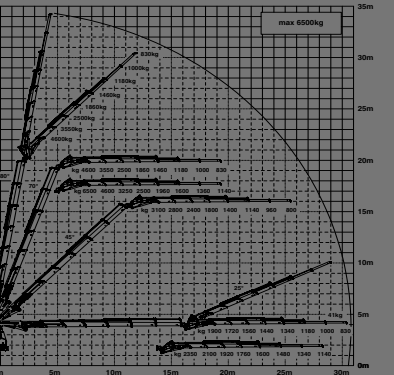
F PJ125E JV1 DPS PLUS



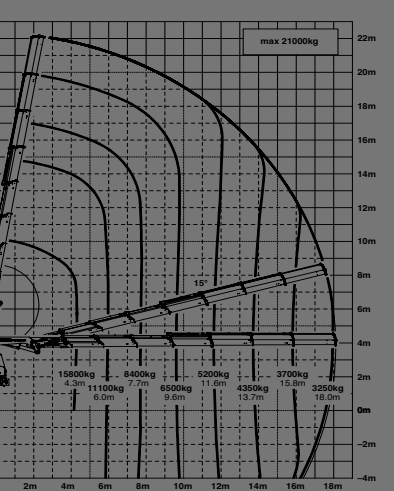
E



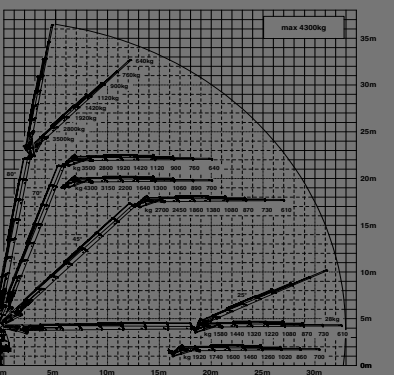
E PJ170E JV1 DPS PLUS



F



F PJ125E JV1 DPS PLUS





LIFETIME EXCELLENCE

OVERVIEW

PK 78002 SH

HIGH PERFORMANCE



GENERAL	TECHNICAL DATA	APPLICATION	
---------	----------------	-------------	--



LIFETIME EXCELLENCE

PK 78002 SH HIGH PERFORMANCE



FEATURES



KTL

protected

Paltronic 150

controlled

RRC

Radio Remote Control

operated

HPSC

High Performance Stability Control

monitored

AOS

Active Oscillation Suppression

inside

DPS plus

Dual Power System

activated



LIFETIME EXCELLENCE

HOME

OVERVIEW

FEATURES

VIDEO

ABOUT US

PK 78002 SH

HIGH PERFORMANCE



LOW-MAINTENANCE EXTENSION SYSTEM
REDUCES SERVICE TIME

With sliding elements made of synthetic material and the high-quality KTL coating, this boom system significantly simplifies service performed by the operator. This saves time and money – and protects the environment.

KTL

protected

Paltronic 150

controlled

RRC

Radio Remote Control

operated

HPSC

High Performance Stability Control

monitored

AOS

Active Oscillation Suppression

inside

DPS plus

Dual Power System

activated



LIFETIME EXCELLENCE

HOME

OVERVIEW

FEATURES

VIDEO

ABOUT US

PK 78002 SH

HIGH PERFORMANCE



POWER LINK PLUS

HIGH VARIETY OF USES

With the 15-degree reverse linkage system, you can reach through low door openings and also work inside buildings. Heavy crane work – even in difficult conditions.

KTL

protected

Paltronic 150

controlled

RRC

Radio Remote Control

operated

HPSC

High Performance Stability Control

monitored

AOS

Active Oscillation Suppression

inside

DPS plus

Dual Power System

activated



LIFETIME EXCELLENCE

HOME

OVERVIEW

FEATURES

VIDEO

ABOUT US

PK 78002 SH

HIGH PERFORMANCE



CONTINUOUS SLEWING SYSTEM

UNRESTRICTED MOVEMENT

More efficient in operation due to faster loading cycles, since the crane can be slewed over a shorter distance. The crane works more efficiently and faster.

KTLPALFINGER

protected

Paltronic 150

controlled

RRC

Radio Remote Control operated

HPSC

High Performance Stability Control monitored

AOS

Active Oscillation Suppression inside

DPS plus

Dual Power System activated



LIFETIME EXCELLENCE

HOME

OVERVIEW

FEATURES

VIDEO

ABOUT US

PK 78002 SH

HIGH PERFORMANCE



SOFT STOP FUNCTION

MORE COMFORT AND SAFETY

The Soft Stop function is an electronic limit position damper. It causes gentle braking of all crane movements before the limit position is reached. Hence, jerky movements and load impacts can be avoided. The crane can be operated more gently and precisely.

KTL

protected

Paltronic 150

controlled

RRC

Radio Remote Control

operated

HPSC

High Performance Stability Control

monitored

AOS

Active Oscillation Suppression

inside

DPS plus

Dual Power System

activated



LIFETIME EXCELLENCE

HOME

OVERVIEW


FEATURES

VIDEO

ABOUT US

PK 78002 SH

HIGH PERFORMANCE



S-HPLS
MORE LIFTING POWER WHEN IT IS REALLY NEEDED

S-HPLS is one of the most important functions of the PALTRONIC 150. It is a fully automatic system for increasing the lifting power. Depending on the need, there is continuous adaptation of the lifting power and speed of the crane.

KTL

protected

Paltronic 150

controlled

RRC

Radio Remote Control

operated

HPSC

High Performance Stability Control

monitored

AOS

Active Oscillation Suppression

inside

DPS plus

Dual Power System

activated



LIFETIME EXCELLENCE

PK 78002 SH HIGH PERFORMANCE



ABOUT US

TO US, “LIFETIME EXCELLENCE”
MEANS SEEING TOP PERFORMANCE
AS A MINIMUM REQUIREMENT.

LIFETIME EXCELLENCE is our promise. Our core message.
Our brand essence. To our customers, it means top performance
without compromise. The most cost-effective, reliable and innovative
lifting solutions in a global network of expert service partners
– for the entire product lifetime.

EXCELLENCE
ECONOMY &
EFFICIENCY

PERFORMANCE

EXCELLENCE
INNOVATION &
FLEXIBILITY

SERVICE

EXCELLENCE
SERVICE &
LOCATIONS

SUPPORT

EXPERTISE

SAFETY

EXCELLENCE
RELIABILITY &
EXPERTISE

PLAY VIDEO