

PK 36502 / 41002 EH

PALFINGER

LIFETIME EXCELLENCE

**POWERFUL PERFORMANCE WITH LOW
DEAD WEIGHT AND HIGH EFFICIENCY**



WIDE RANGE OF APPLICATIONS





- High value retention due to KTL coating
- Additional applications with Power Link Plus
- Maximum utilisation of the working range due to HPSC
- More variety due to Fly-Jib



FIRST-RATE IN DESIGN UND PERFORMANCE



POWER LINK PLUS
WIDE-RANGING APPLICATIONS

With the 15 degree reverse linkage system, you can reach through low door openings and also work inside buildings. Heavy crane work – even in difficult conditions.



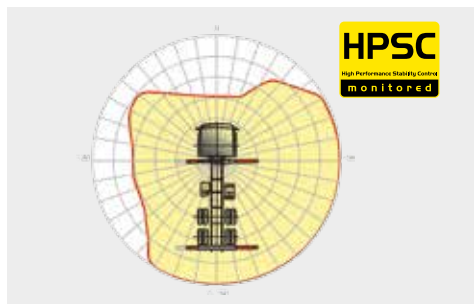
LOW-MAINTENANCE EXTENSION SYSTEM
REDUCES SERVICE TIME

With sliding elements made of synthetic material and the high-quality KTL coating, this boom system significantly simplifies service performed by the operator. This saves time and money – and protects the environment.



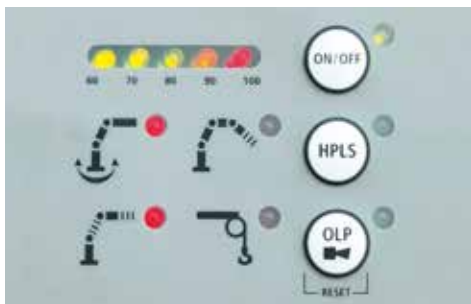
HIGH SPEED EXTENSION
FOR EFFICIENT ASSIGNMENTS

The High Speed Extension speeds up the extension boom system. Crane works faster and more efficiently.



HPSC
MAXIMUM UTILISATION OF
THE WORKING RANGE

The variable stabiliser positioning of the High Performance Stability Control System allows the full lifting capacity of the crane to be used, even when working within tight spaces.



PAL 50
COMFORT AND SAFETY

The PALTRONIC 50, PALFINGER offers the latest control electronics for the series production crane. The custom designed electronic operates and monitors the crane and offers more efficiency in use and safety.



CONTROL CONSOLE
ALL INFORMATION AT A GLANCE

All important information about the crane can be seen on the main control stand. A digital indicator counts and displays the operating hours. Ergonomic control levers and the optional lighting package provide increased safety and comfort even in poor visibility conditions.



KTL – CATHODIC DIP PAINTING
FOR HIGH VALUE RETENTION

The UV-resistant coating guarantees long-term surface protection. Perfect appearance during the entire lifetime for highest resale value.



FUNCTIONAL DESIGN
PRACTICAL AND ATTRACTIVE

Robust plastic covers protect crane parts against dirt and damage. Improved looks and increased operational comfort – throughout the entire lifetime.

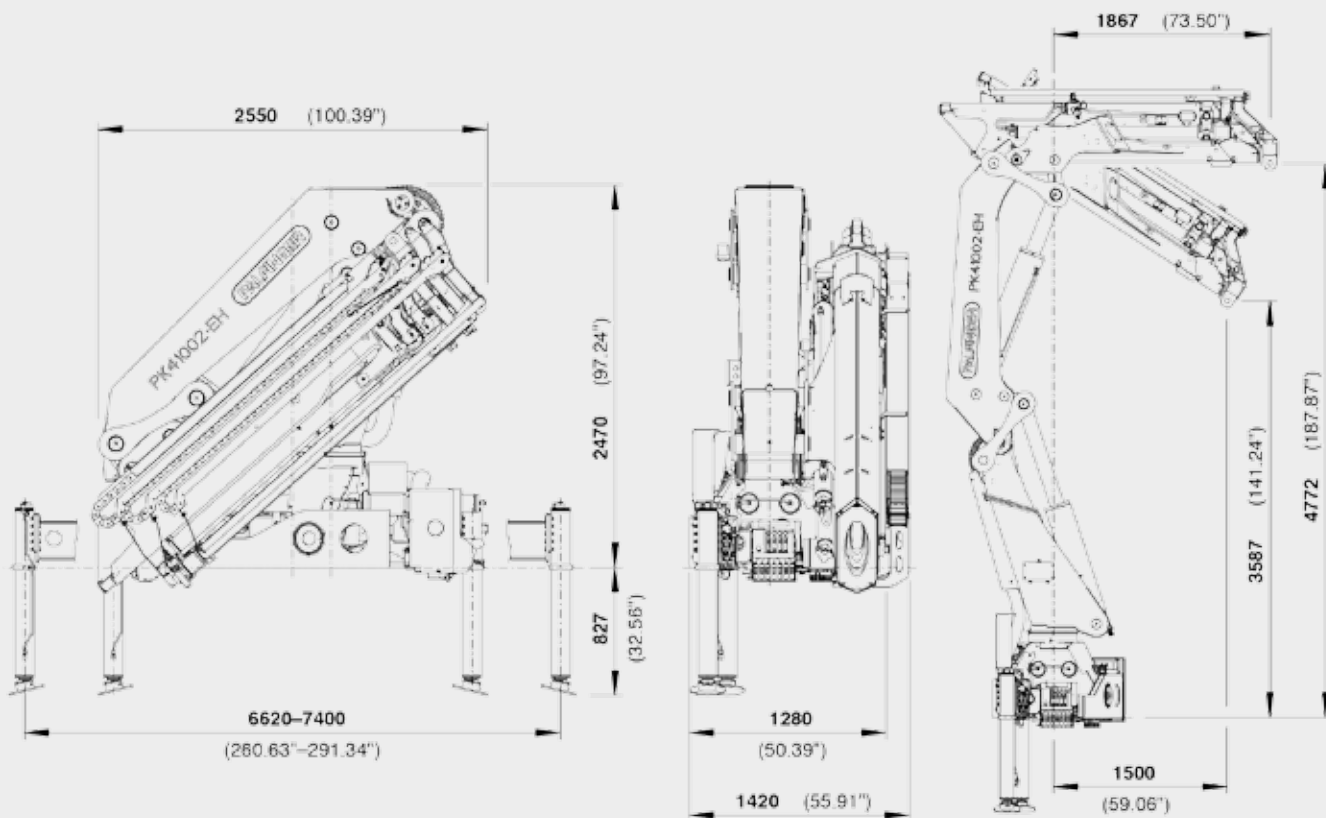


RADIO REMOTE CONTROL
DIALOGUE WITH THE OPERATOR

PALFINGER radio remote controls are equipped with linear lever or cross lever and provide the greatest possible comfort for the operator. All EH models with LED-Display inform the crane operator about the different operating conditions.

PERFECT DIMENSIONS

DIMENSIONS



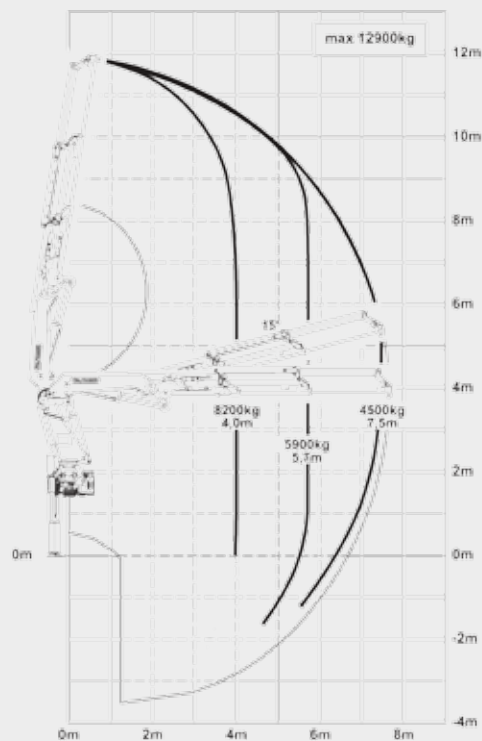
TECHNICAL DATA

	PK 36502		PK 41002 EH	
Max. lifting moment	34.5 mt/338.5 kNm	249640 ft.lbs	38.4 mt/376.7 kNm	277820 ft.lbs
Max. lifting capacity	13200 kg/129.5 kN	29100 lbs	14600 kg/143.2 kN	32190 lbs
Max. hydraulic outreach	16.3 m	53' 6"	16.3 m	53' 6"
Max. manual outreach	23.3 m	76' 5"	23.3 m	76' 5"
Slewing angle	400 °		400 °	
Slewing torque	4.0 mt/39.2 kNm	28940 ft.lbs	4.0 mt/39.2 kNm	28940 ft.lbs
Stabiliser spread (std./max.)	6.6 m / 7.4 m	21' 9"/24' 3"	6.6 m / 7.4 m	21' 9"/24' 3"
Fitting space required (std.)	1.28 m	4' 2"	1.28 m	4' 2"
Width folded	2.55 m	8' 4"	2.55 m	8' 4"
Max. operating pressure	320 bar	4640 psi	350 bar	5075 psi
Recommended pump capacity	from 60 l/min	15.9 US gal./min	from 80 l/min	21.1 US gal./min
	to 80 l/min	21.1 US gal./min	to 100 l/min	26.4 US gal./min
Dead weight (std.)	3800 kg	8380 lbs	3800 kg	8380 lbs

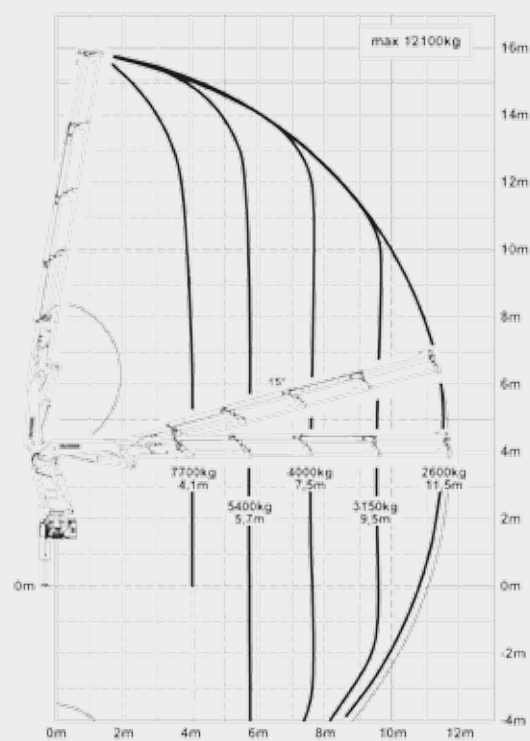
PK 36502

HIGH PERFORMANCE

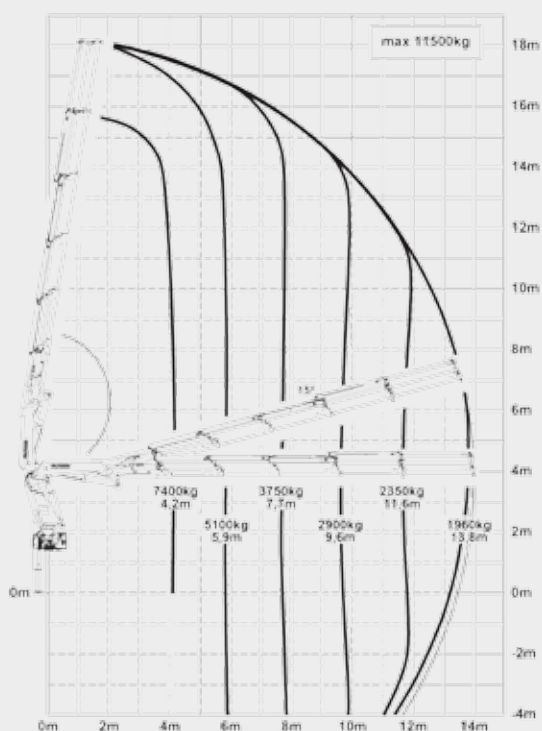
A



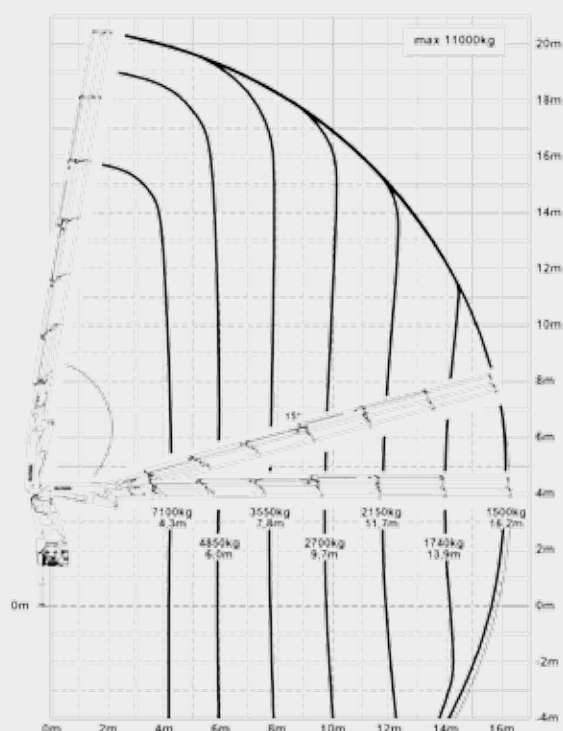
C



D

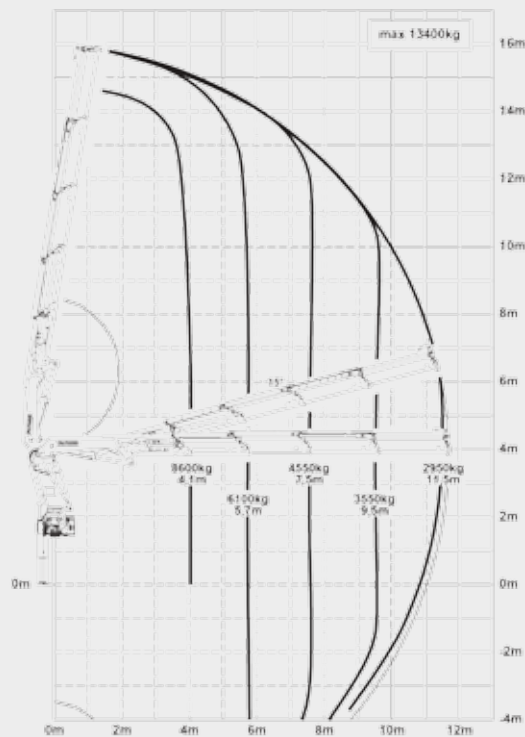


E

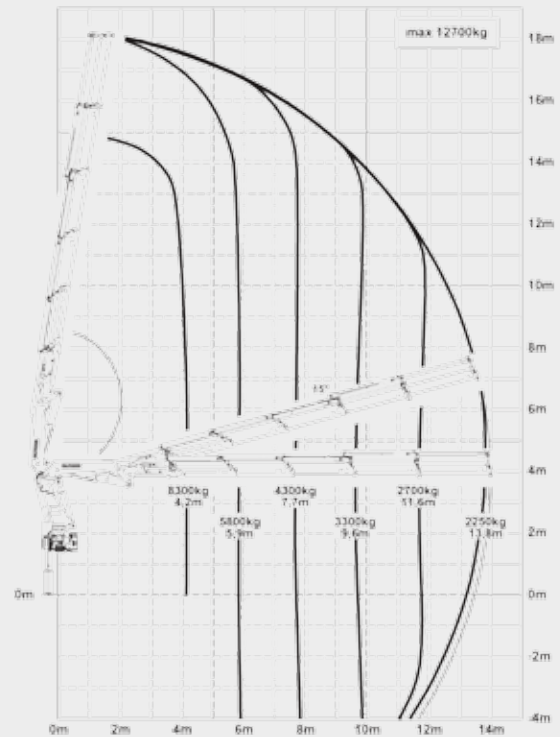


PK 41002 EH HIGH PERFORMANCE

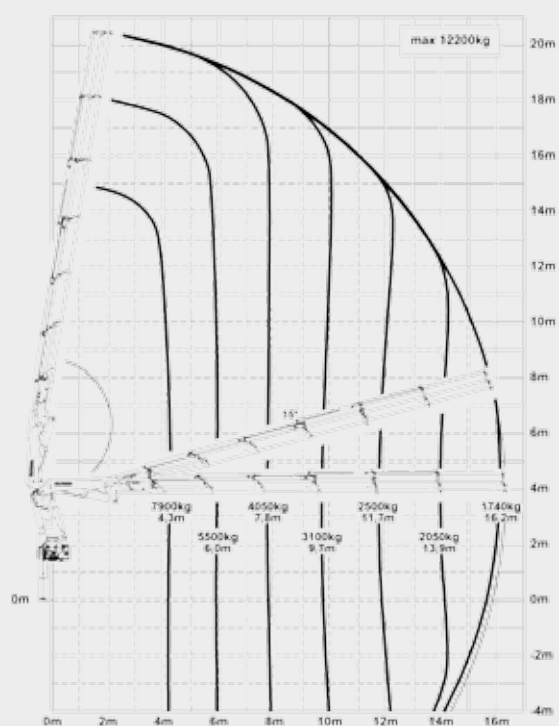
C



D



E



D PJ 100 DJV1

