

**PK 13.501 SLD 1 | PK 14.001 SLD 3
PK 13.501 SLD 3 | PK 14.501 SLD 5**

**WELL-ENGINEERED
HYDRAULIC- AND
ELECTRONIC SYSTEMS**

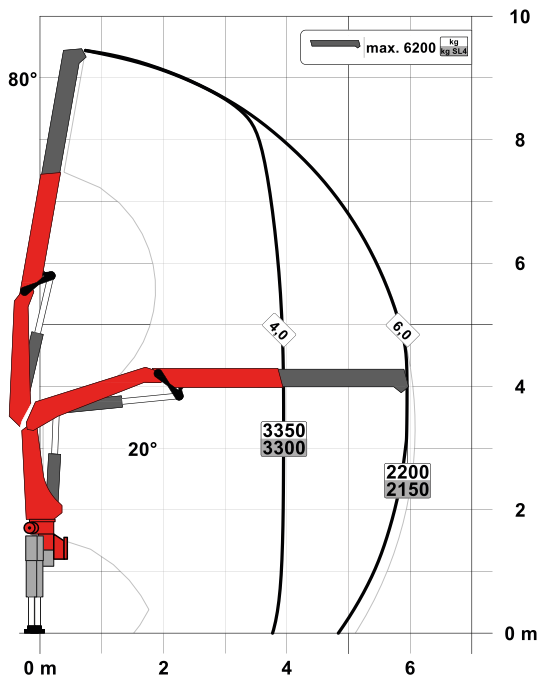
LIFETIME EXCELLENCE



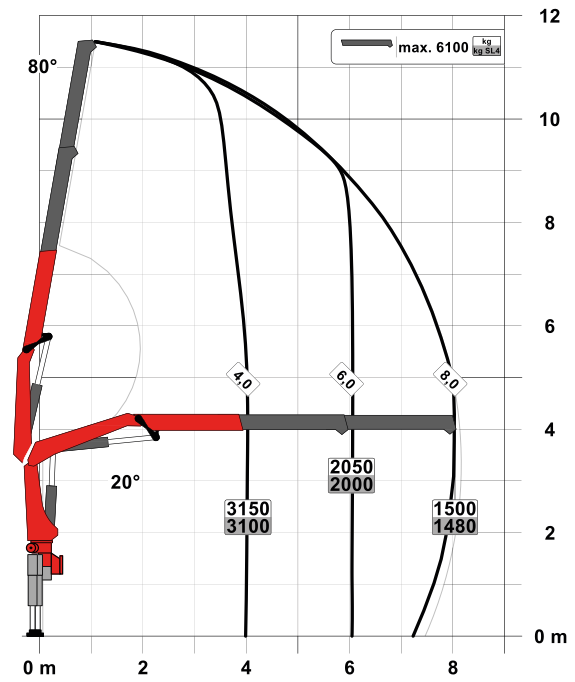
PK 13.501 SLD 1 (NON-CE)

PERFECT DIMENSIONS

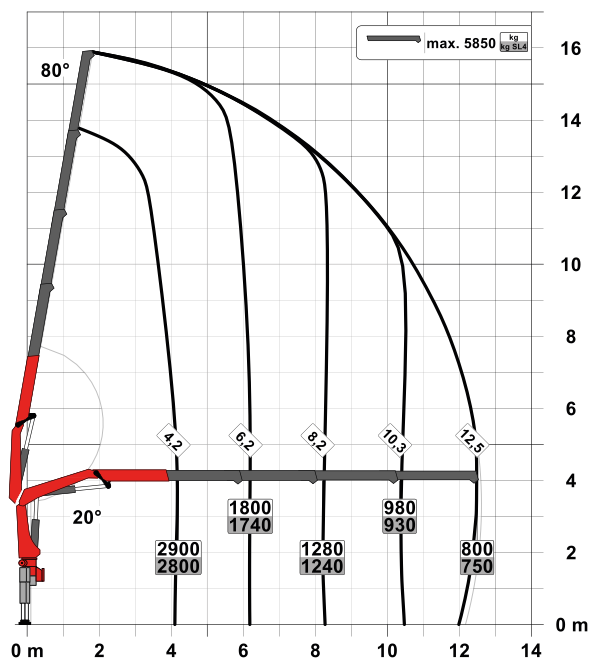
STD



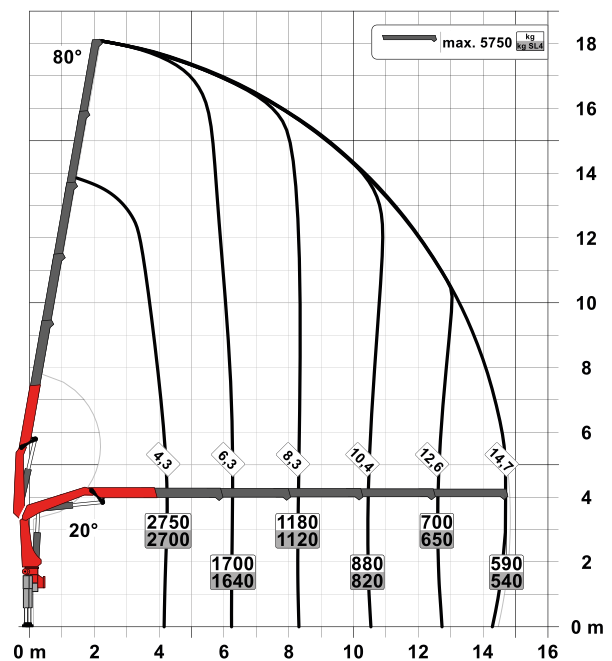
A

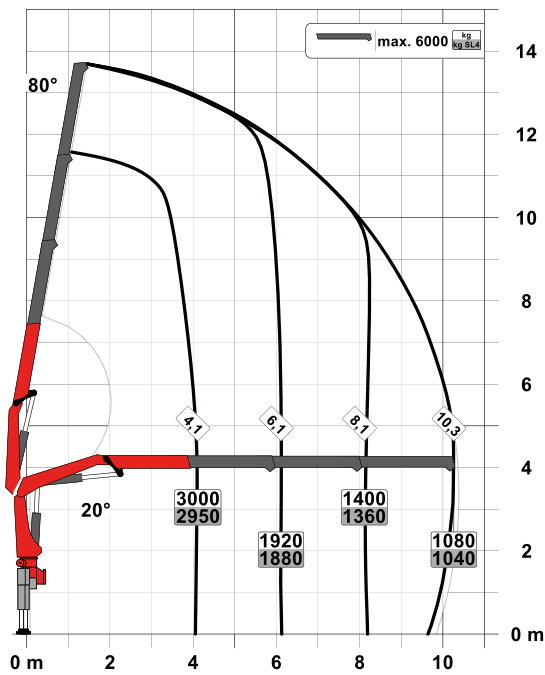


C



D



B

SLD 1 (NON-CE)

- Single Link Plus
- Optional:
 - Overload protection OSK
 - Top seat control
 - High stand control
 - Radio remote control
- NON-CE model

Technical specifications

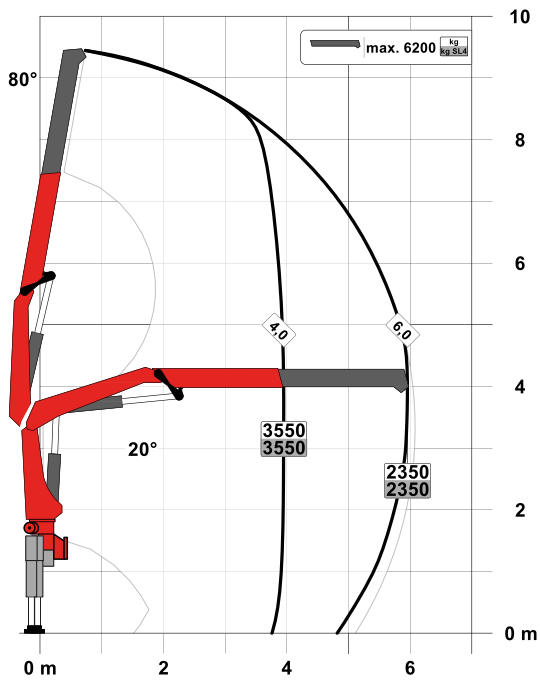
EN 12999 HC1 HD4/S2

Max. lifting moment	13.1 mt/128.8 kNm	94,960 ft.lb
Max. lifting capacity	6200 kg/60.8 kN	13,700 lb
Max. hydraulic outreach	14.8 m	48' 7"
Max. manual outreach	19.0 m	62' 4"
Slewing angle	420°	
Slewing torque	1.6 mt/15.7 kNm	11,580 ft.lb
Stabiliser spread (std./max.)	5.0 m/6.6 m	16' 5"/21' 8"
Fitting space required (std.)	0.74 m	2' 5"
Width folded	2.50 m	8' 2"
Max. operating pressure	330 bar	4,785 psi
Recommended pump capacity	from 35 l/min to 50 l/min	9.2 US gpm to 13.2 US gpm
Dead weight (std.)	1510 kg	3,330 lb

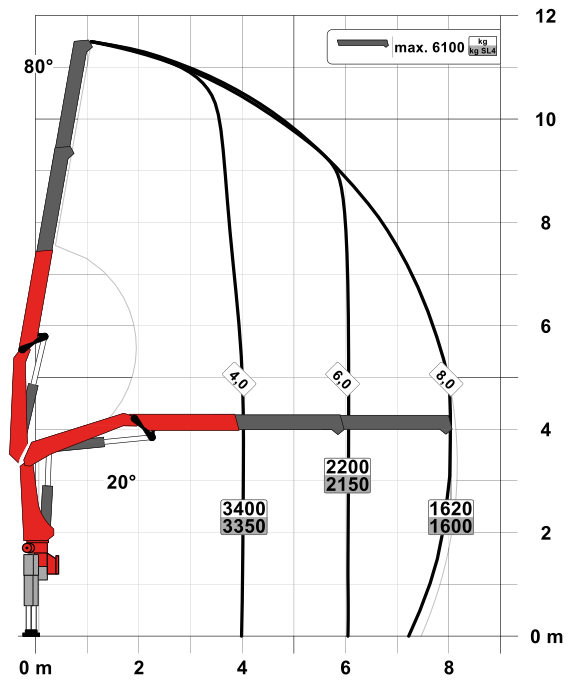
PK 14.001 SLD 3 (NON-CE)

PERFECT DIMENSIONS

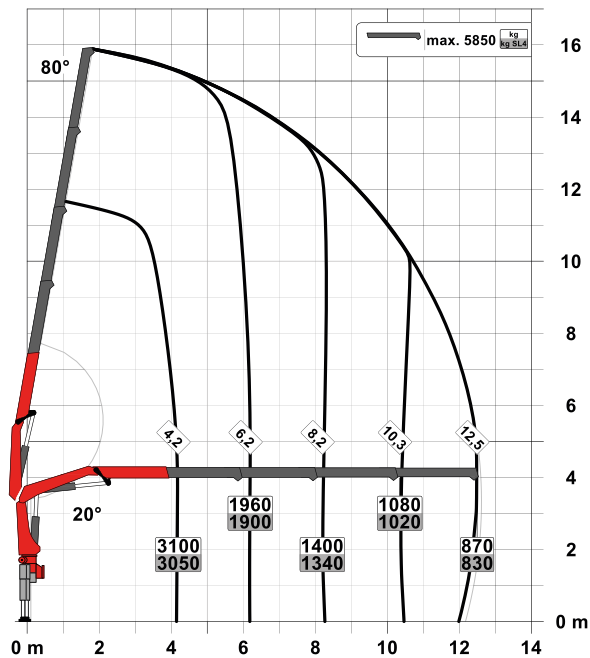
STD



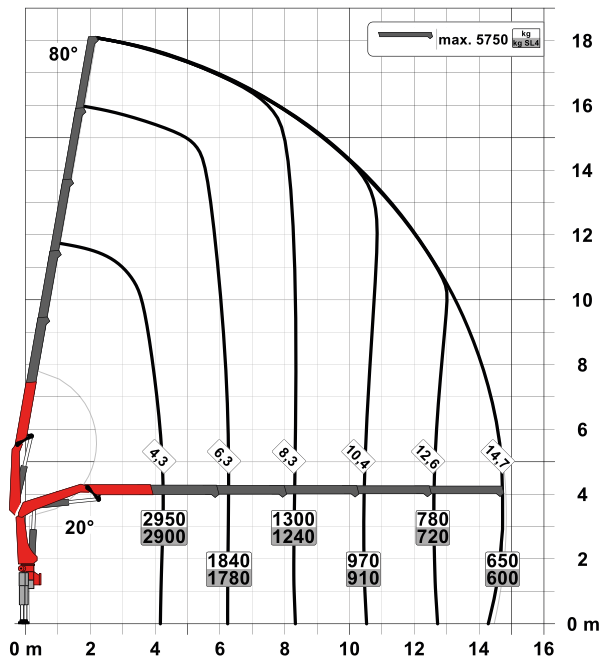
A

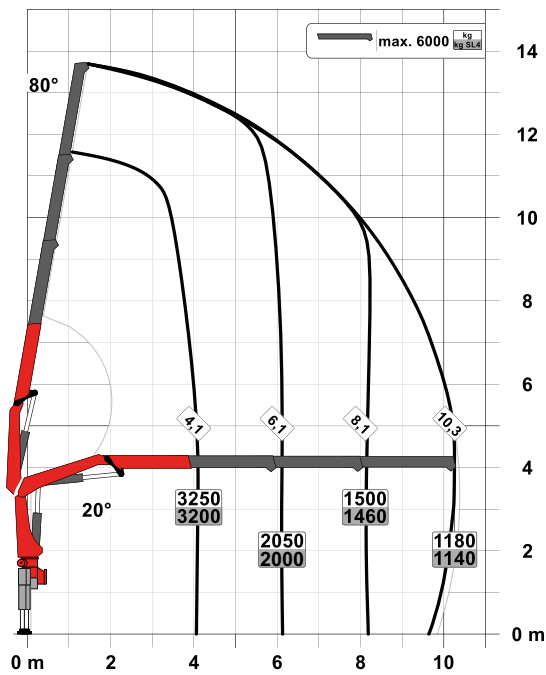


C



D



B

SLD 3 (NON-CE)

- Single Link Plus
- M-HPLS
- Paltronic overload protection
- NON-CE model

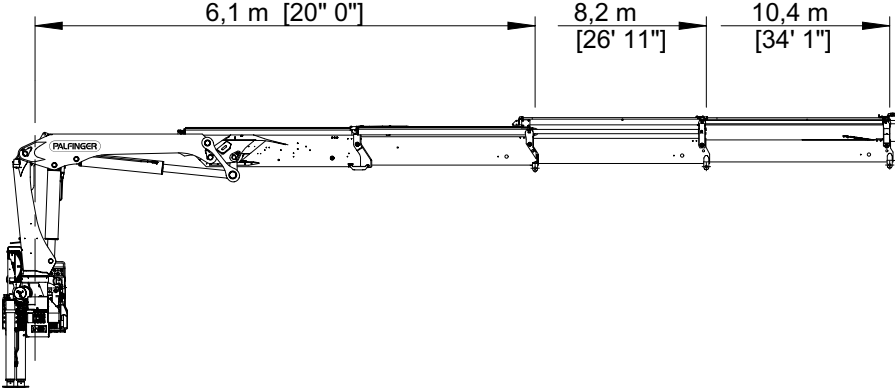
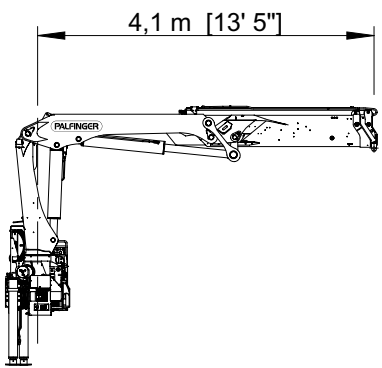
Technical specifications

EN 12999 HC1 HD4/S2

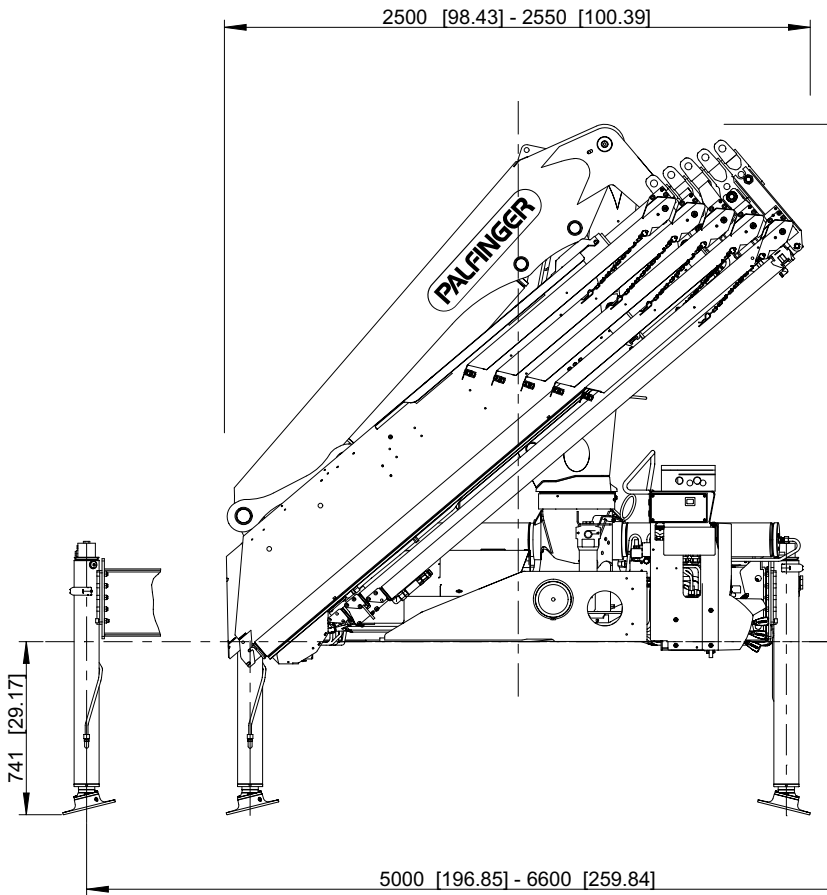
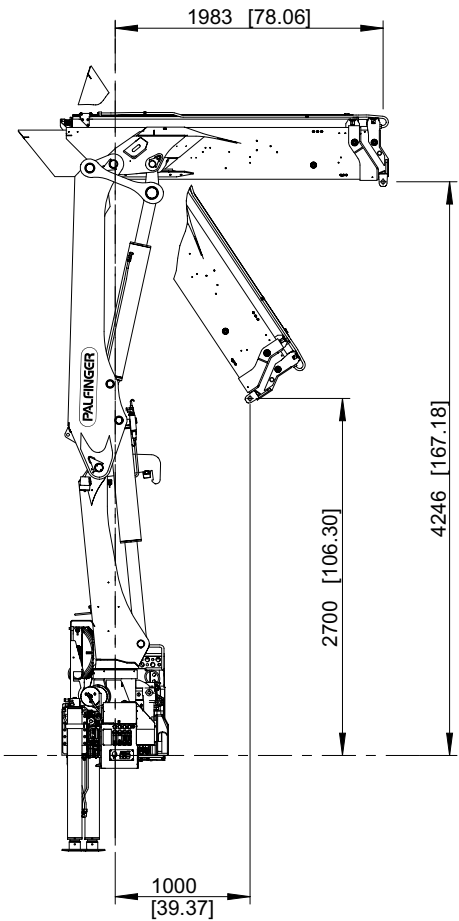
Max. lifting moment	14.0 mt/137.8 kNm	101,600 ft.lb
Max. lifting capacity	6200 kg/60.8 kN	13,700 lb
Max. hydraulic outreach	14.8 m	48' 7"
Max. manual outreach	19.0 m	62' 4"
Slewing angle	420°	
Slewing torque	1.6 mt/15.7 kNm	11,580 ft.lb
Stabiliser spread (std./max.)	5.0 m/6.6 m	16' 5"/21' 8"
Fitting space required (std.)	0.74 m	2' 5"
Width folded	2.50 m	8' 2"
Max. operating pressure	350 bar	5,075 psi
Recommended pump capacity	from 35 l/min to 50 l/min	9.2 US gpm to 13.2 US gpm
Dead weight (std.)	1510 kg	3,330 lb

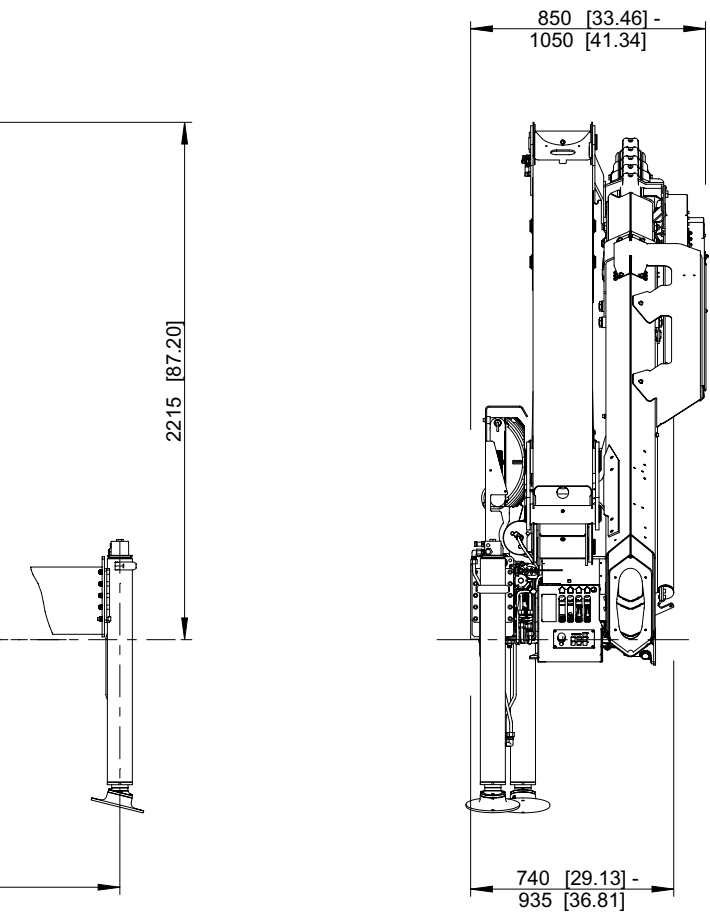
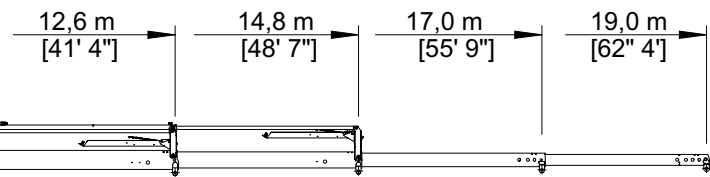
PERFECT DIMENSIONS

EXTENSION BOOM VARIATIONS



DIMENSIONS

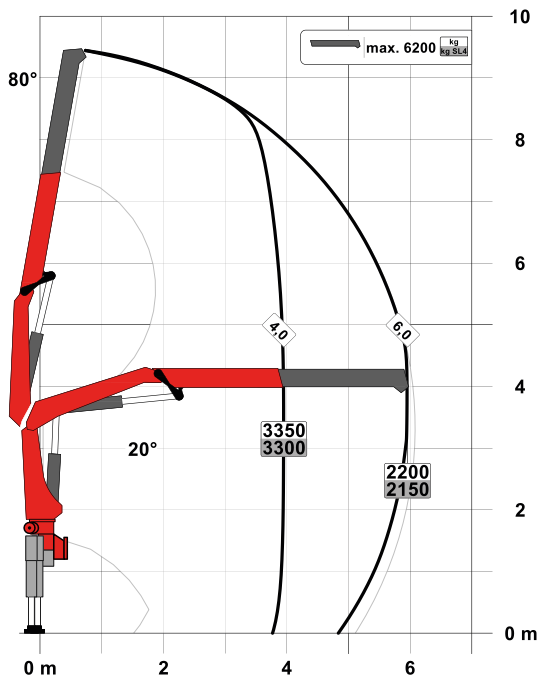




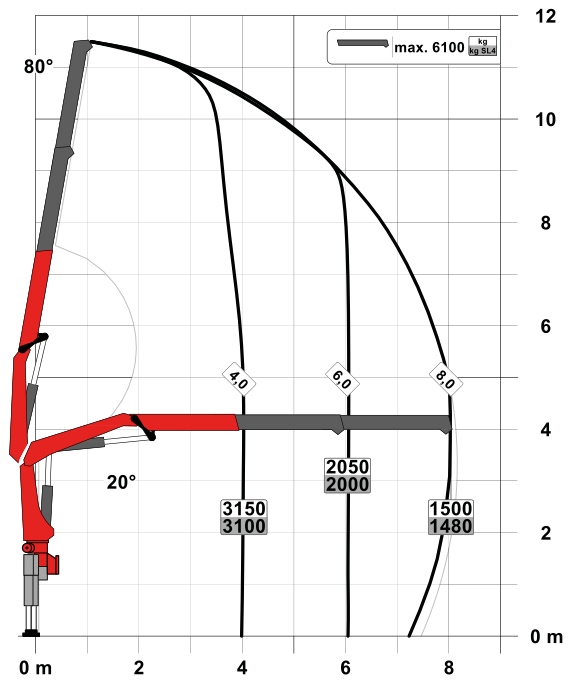
PK 13.501 SLD 3

PERFECT DIMENSIONS

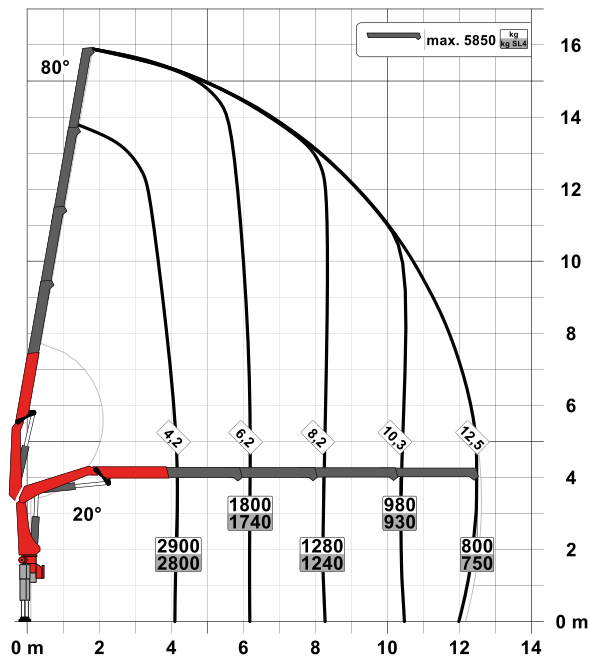
STD



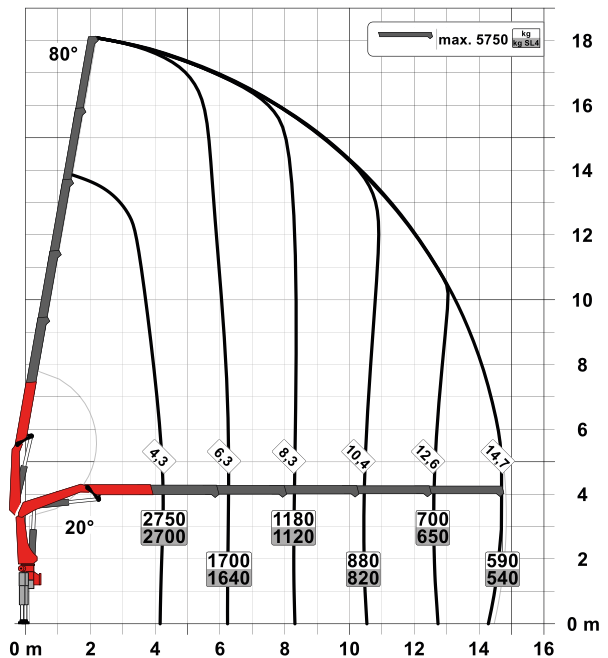
A

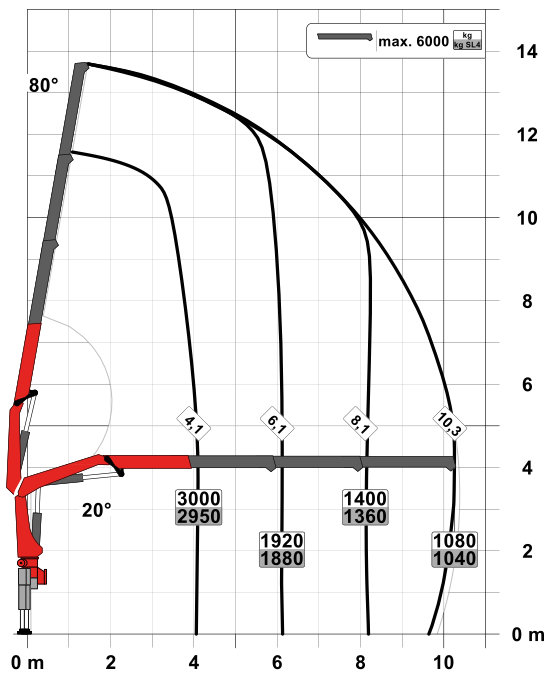


C



D



B

SLD 3

- Single Link Plus
- Paltronic overload protection
- Optional:
 - Stability monitoring system ISC-S (standard for CE), HPSC-L, HPSC-E
 - High stand control
 - Radio remote control
 - Rope winch 2.5t on the knuckle boom
- NON-CE and CE model

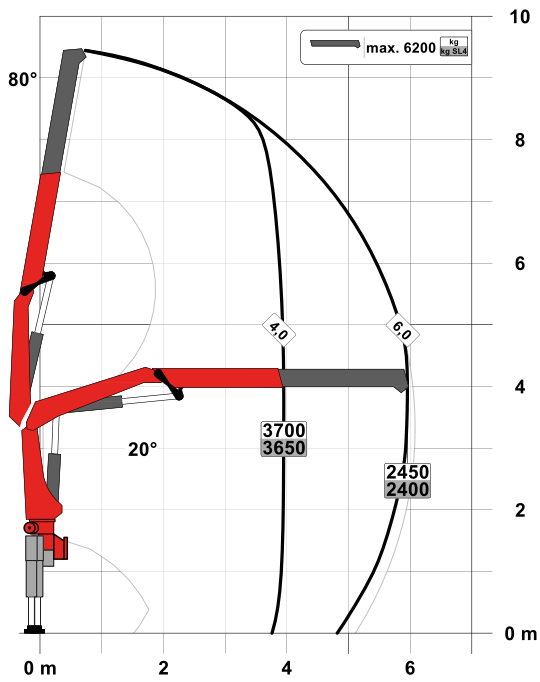
Technical specifications EN 12999 HC1 HD4/S2

Max. lifting moment	13.1 mt/128.8 kNm	94,960 ft.lb
Max. lifting capacity	6200 kg/60.8 kN	13,700 lb
Max. hydraulic outreach	14.8 m	48' 7"
Max. manual outreach	19.0 m	62' 4"
Slewing angle	420°	
Slewing torque	1.6 mt/15.7 kNm	11,580 ft.lb
Stabiliser spread (std./max.)	5.0 m/6.6 m	16' 5"/21' 8"
Fitting space required (std.)	0.74 m	2' 5"
Width folded	2.50 m	8' 2"
Max. operating pressure	330 bar	4,785 psi
Recommended pump capacity	from 35 l/min to 50 l/min	9.2 US gpm to 13.2 US gpm
Dead weight (std.)	1510 kg	3,330 lb

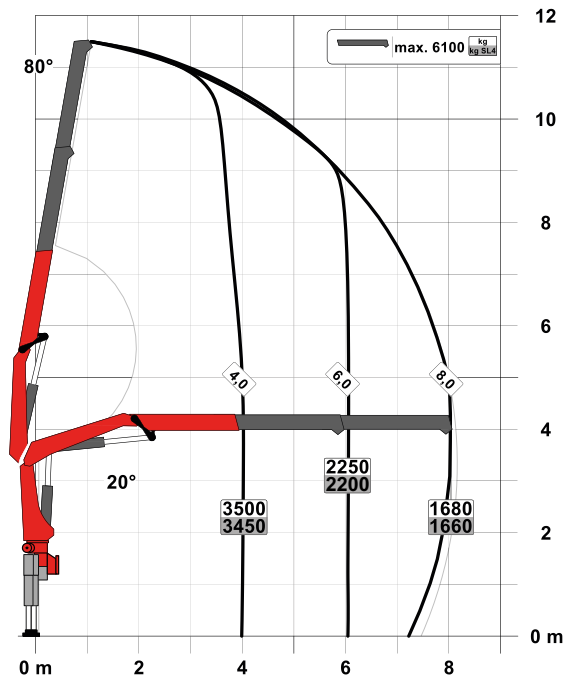
PK 14.501 SLD 5

PERFECT DIMENSIONS

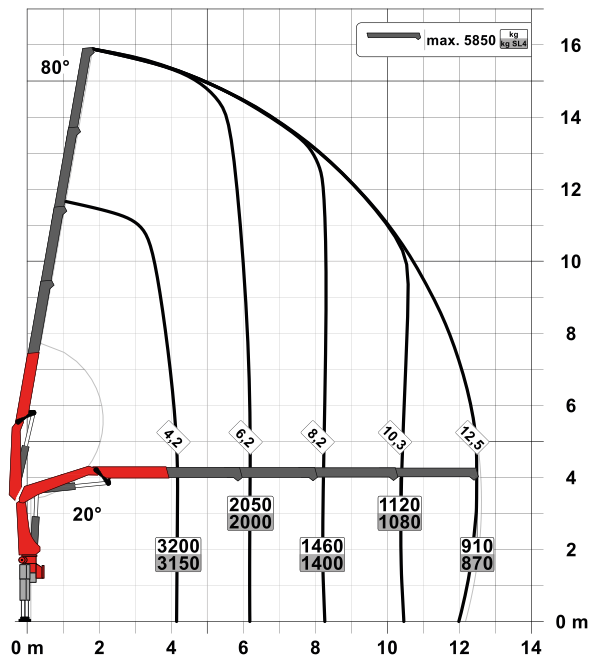
STD



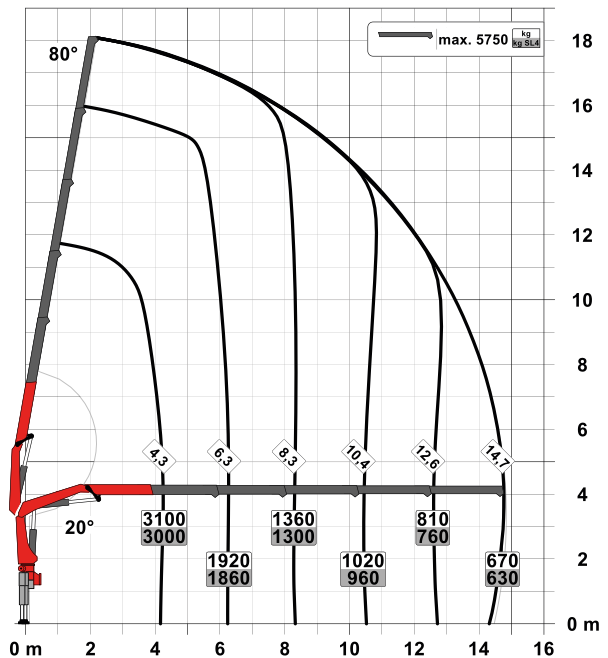
A

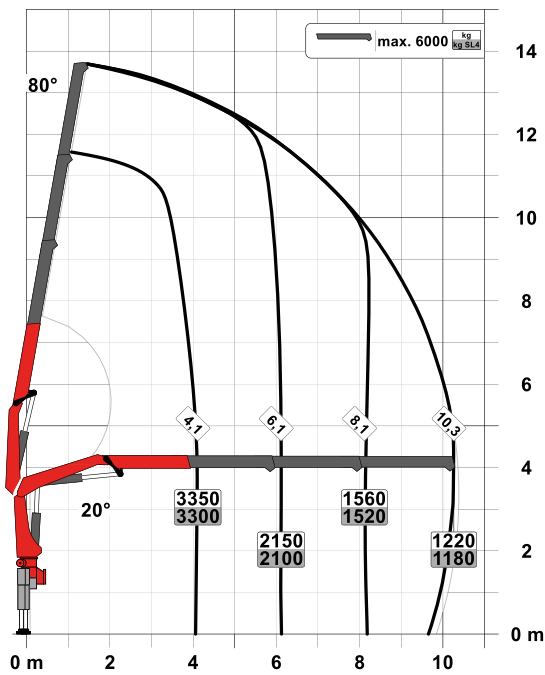


C



D



B

SLD 5

- Single Link Plus
- Paltronic overload protection
- E-HPLS
- Load Sensing valve
- Radio remote control with LED display
- Optional:
 - Stability monitoring system ISC-S (standard for CE), HPSC-L, HPSC-E
 - Rope winch 2.5t on the knuckle boom
- NON-CE and CE model

Technical specifications

EN 12999 HC1 HD4/S2

Max. lifting moment	14.5 mt/142.4 kNm	104,990 ft.lb
Max. lifting capacity	6200 kg/60.8 kN	13,700 lb
Max. hydraulic outreach	14.8 m	48' 7"
Max. manual outreach	19.0 m	62' 4"
Slewing angle	420°	
Slewing torque	1.6 mt/15.7 kNm	11,580 ft.lb
Stabiliser spread (std./max.)	5.0 m/6.6 m	16' 5"/21' 8"
Fitting space required (std.)	0.74 m	2' 5"
Width folded	2.55 m	8' 4"
Max. operating pressure	360 bar	5,220 psi
Recommended pump capacity	from 50 l/min to 70 l/min	13.2 US gpm to 18.5 US gpm
Dead weight (std.)	1540 kg	3,400 lb

KP-PK13/14SLDL1+EN

Cranes shown in the leaflet are partially optional equipped and do not always correspond to the standard version. Country-specific regulations must be observed. Dimensions may vary. Subject to technical changes, errors and translation mistakes.